



(1)(a) STATEMENT SHOWING SHAREHOLDING PATTERN IN CLAUSE-35			
NAME OF THE COMPANY: ARCHIDPLY INDUSTRIES LIMITED			
SCRIP CODE:	532994	Name of the Scrip:	
Class of Security:			
QUARTER ENDED:	30/09/2013		
Partly paid-up shares	No. of partly paid-up shares	As a % of total no. of partly paid-up shares	As a % of total no. of shares of the Company.
Held by promoter/promoter group	0	0	0
Held by Public	0	0	0
Total:	0	0	0
Outstanding convertible securities:	No. of outstanding securities	As a % of total no. of outstanding convertible securities.	As a % of total no. of shares of the Company assuming full conversion of the convertible securities
Held by promoter/promoter group	0	0	0
Held by Public	0	0	0
Total:	0	0	0
Warrants:	No. of warrants	As a % of total no. of warrants	As a % of total no. of shares of the Company, assuming full conversion of warrants
Held by promoter/promoter group	0	0	0
Held by Public	0	0	0
Total:	0	0	0
Total paid-up capital of the Company, assuming full conversion of warrants and convertible securities	22065000	0	100.00




CATEGORY CODE	CATEGORY OF SHAREHOLDER	NO OF SHAREHOLDERS	TOTAL NUMBER OF SHARES	NO OF SHARES HELD IN DEMATERIALIZED FORM	TOTAL SHAREHOLDING AS A % OF TOTAL NO OF SHARES		SHARES PLEDGE OR OTHERWISE ENCUMBERED	
					AS a PERCENTAGE of (A+B)	As a PERCENTAGE of (A+B+C)	NUMBER OF SHARES	AS a PERCENTAGE ((IX)-(VIII))/(IV)*100
(i)	(ii)	(iii)	(iv)	(v)	(vi)	(vii)	(viii)	(ix)
(A)	PROMOTER AND PROMOTER GROUP							
(1)	INDIAN							
(a)	Individual /HUF	5	4124480	3307880	18.69	18.69	0	0.00
(b)	Central Government/State Government(s)	0	0	0	0.00	0.00	0	0.00
(c)	Bodies Corporate	5	11762249	8951499	53.31	53.31	0	0.00
(d)	Financial Institutions / Banks	0	0	0	0.00	0.00	0	0.00
(e)	Others	0	0	0	0.00	0.00	0	0.00
	Sub-Total A(1) :	10	15886729	12259379	72.00	72.00	0	0.00
(2)	FOREIGN							
(a)	Individuals (NRIs/Foreign Individuals)	0	0	0	0.00	0.00	0	0.00
(b)	Bodies Corporate	0	0	0	0.00	0.00	0	0.00
(c)	Institutions	0	0	0	0.00	0.00	0	0.00
(d)	Qualified Foreign investor	0	0	0	0.00	0.00	0	0.00
(e)	Others	0	0	0	0.00	0.00	0	0.00
	Sub-Total A(2) :	0	0	0	0.00	0.00	0	0.00
	Total A=A(1)+A(2)	10	15886729	12259379	72.00	72.00	0	0.00
(B)	PUBLIC SHAREHOLDING							
(1)	INSTITUTIONS							
(a)	Mutual Funds /UTI	0	0	0	0.00	0.00	0	0.00
(b)	Financial Institutions /Banks	0	0	0	0.00	0.00	0	0.00
(c)	Central Government / State Government(s)	0	0	0	0.00	0.00	0	0.00
(d)	Venture Capital Funds	0	0	0	0.00	0.00	0	0.00
(e)	Insurance Companies	0	0	0	0.00	0.00	0	0.00
(f)	Foreign Institutional Investors	0	0	0	0.00	0.00	0	0.00
(g)	Foreign Venture Capital Investors	0	0	0	0.00	0.00	0	0.00
(h)	Qualified Foreign Investor	0	0	0	0.00	0.00	0	0.00
(i)	Others	0	0	0	0.00	0.00	0	0.00
	Sub-Total B(1) :	0	0	0	0.00	0.00	0	0.00
(2)	NON-INSTITUTIONS							



CATEGORY CODE	CATEGORY OF SHAREHOLDER	NO OF SHAREHOLDERS	TOTAL NUMBER OF SHARES	NO OF SHARES HELD IN DEMATERIALIZED FORM	TOTAL SHAREHOLDING AS A % OF TOTAL NO OF SHARES		SHARES PLEDGE OR OTHERWISE ENCUMBERED	
					AS a PERCENTAGE of (A+B)	As a PERCENTAGE of (A+B+C)	NUMBER OF SHARES	AS a PERCENTAGE
(I)	(II)	(III)	(IV)	(V)	(VI)	(VII)	(VIII)	(IX)=(VIII)/(IV)*100
(a)	Bodies Corporate	157	1121183	1121183	5.08	5.08		
(b)	Individuals							
	(i) Individuals holding nominal share capital upto Rs.1 lakh	7968	3708835	3663130	16.81	16.81		
	(ii) Individuals holding nominal share capital in excess of Rs.1 lakh	49	1236314	1220314	5.60	5.60		
(c)	Others							
	NON RESIDENT INDIANS	75	111939	77419	0.51	0.51		
(d)	Qualified Foreign Investor	0	0	0	0.00	0.00		
	Sub-Total B(2) :	8249	6178271	6082046	28.00	28.00		
	Total B=B(1)+B(2) :	8249	6178271	6082046	28.00	28.00		
	Total (A+B) :	8259	22065000	18341425	100.00	100.00		
(C)	Shares held by custodians, against which Depository Receipts have been issued							
(1)	Promoter and Promoter Group							
(2)	Public	0	0	0	0.00	0.00		
	GRAND TOTAL (A+B+C) :	8259	22065000	18341425	100.00	0.00	0	0.00




(U)(b) Statement showing holding of securities (including shares, warrants, convertible securities) of persons belonging to the category "Promoter and Promoter Group"											
Sr.No	Name of the Shareholder	Details of Shares held		Encumbered shares (*)			Details of Warrants		Details of convertible securities		Total Shares (including underlying shares assuming full conversion of warrants and convertible securities) as a % of diluted share capital
		No. of Shares held (iii)	As a % of grand total (A)+(B)+(C) (iv)	Pledge Shares (v)	AS a percentage (vi)=(v)/(iii)*100 (vi)	AS a % of grand total (A) + (B) + (C) of sub-clause (ii)(a) (vii)	Number of warrants held (viii)	As a % total number of warrants of the same class (ix)	Number of convertible securities held (x)	As a % total number of convertible securities of the same class (xi)	
(i)	(ii)	(iii)	(iv)	(v)	(vi)	(vii)	(viii)	(ix)	(x)	(xi)	(xii)
1	ASSAM TIMBER PRODUCTS PRIVATE LIMITED	4281150	19.40	0	0.00	0.00	0	0.00	0	0.00	19.40
2	VANRAJ SUPPLIERS PVT. LTD	3833509	17.37	0	0.00	0.00	0	0.00	0	0.00	17.37
3	RAVI MARKETING SERVICES P LTD	2810750	12.74	0	0.00	0.00	0	0.00	0	0.00	12.74
4	DEENDAYAL DAGA	1303320	5.91	0	0.00	0.00	0	0.00	0	0.00	5.91
5	SHYAM DAGA	1244260	5.64	0	0.00	0.00	0	0.00	0	0.00	5.64
6	MR.RAJIV DAGA	812500	3.68	0	0.00	0.00	0	0.00	0	0.00	3.68
7	USHA DAGA	760300	3.45	0	0.00	0.00	0	0.00	0	0.00	3.45
8	THE MYSORE CHIPBOARDS LIMITED	733940	3.33	0	0.00	0.00	0	0.00	0	0.00	3.33
9	SHREE SHYAM TEA PRIVATE LIMITED	102900	0.47	0	0.00	0.00	0	0.00	0	0.00	0.47
10	MRS. SANGEETA BHARADIA	4100	0.02	0	0.00	0.00	0	0.00	0	0.00	0.02
TOTAL :		15886729	72.00	0	0.00	0.00	0	0.00	0	0.00	72.00




(b)(c)(i) Statement showing holding of securities (including shares, warrants, convertible securities) of persons belonging to the category "Public" and holding more than 1% of the total number of shares								
Sr.No.	Name of the shareholder	Number of shares held	Shares as a percentage of total number of shares (i.e., Grant total (A)+(B)+(C) indicated in Statement at para (i)(a) above)	Details of warrants		Details of convertible securities		Total shares (including underlying shares assuming full conversion of warrants and convertible securities) as a % of diluted share capital)
				Number of warrants held	As a % total number of warrants of the same class	Number of convertible securities held	% w.r.t total number of convertible securities of the same class	
1	SURADHA INVESTMENT PRIVATE LIMITED	397000	1.80	0	0.00	0	0.00	1.80
TOTAL :		397000	1.80	0	0.00	0	0.00	1.80




(i)(c)(ii) Statement showing holding of securities (including shares, warrants, convertible securities) of persons (together with PAC) belonging to the category "Public" and holding more than 5% of the total number of shares of the company								
Sr.No.	Name(s) of the shareholder(s) and the Persons Acting in Concert (PAC) with	Number of shares held	Shares as a percentage of total number of shares (i.e., Grant total (A)-(B)+(C) indicated in Statement at para (i)(a) above)	Details of warrants		Details of convertible securities		Total shares (including underlying shares assuming full conversion of warrants and convertible securities) as a % of diluted share capital)
				Number of warrants held	As a % total number of warrants of the same class	Number of convertible securities held	% w.r.t total number of convertible securities of the same class	
TOTAL :		0	0	0	0	0	0	0




(i)(d) STATEMENT SHOWING DETAILS OF LOCKED-IN SHARES"				
Sr.No.	Name of the shareholder	Number of locked-in shares	Locked-in shares as a (%) percentage of total number of shares (i.e, Grand Total (A)+(B)+(C) Indicated in Statement at para (i)(a) above)	Promoter/Promoter Group/Public
TOTAL :		0		0



(II)(a) STATEMENT SHOWING DETAILS OF DEPOSITORY RECEIPTS (DRS)				
Sr.No.	Type of outstanding DR (ADRs,GDRs,SDRs,etc.)	Number of outstanding DRs	Number of shares underlying outstanding DRs	Shares underlying outstanding DRs as a percentage of total number of shares (i.e., Grand Total (A)+(B)+(C) indicated in Statement at Para(I)(a) above)
TOTAL :		0	0	0




(II)(b)	Statement showing Holding of Depository Receipts (DRs), where underlying shares held by "Promoter/Promoter group" are in excess of 1% of the total number shares.			
Sr.No.	Name of the DR Holder	Type of outstanding DR (ADRs,GDRs,SDRs, etc.)	Number of shares underlying outstanding DRs	Shares underlying outstanding DRs as a percentage of total number of shares (i.e., Grand Total (A)+(B)+(C) indicated in Statement at para(I)(a) above)
	TOTAL :		0	0



ARCHIDPLY INDUSTRIES LIMITED				
CONTROL REPORT AS ON 30/09/2013				
Sno	Description	Cases	Shares	% Equity
1	PHYSICAL	31	3723575	16.88
2	NSDL	4878	15881734	71.98
3	CDSL	3350	2459691	11.15
	Total:	8259	22065000	100.00

rc

For ARCHIDPLY INDUSTRIES LTD.,



Company Secretary

